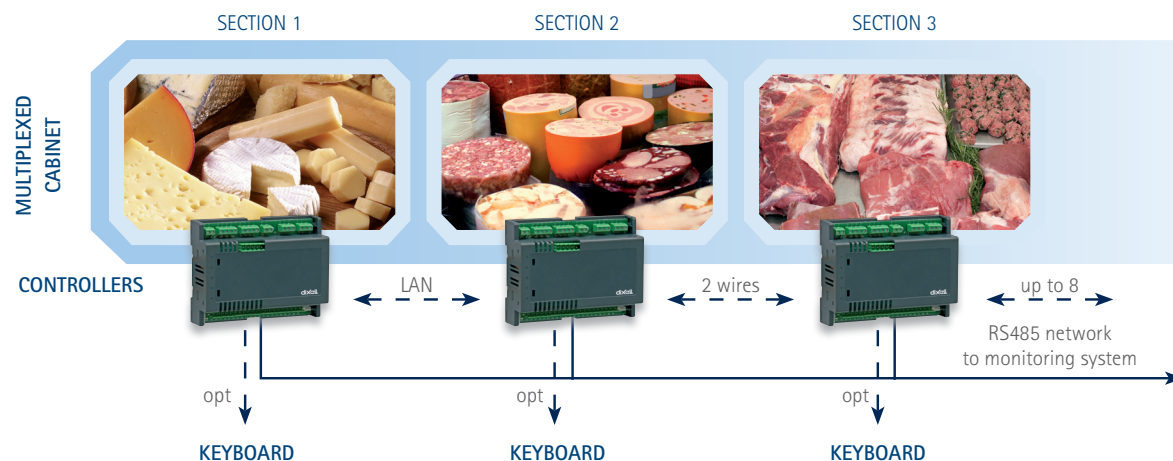




XM200/400/600 SERIES: NT and LT APPLICATIONS

- Multifunction controllers for multiplexed applications
- Multi-master devices (XM400/600)
- Up to 5 controllers linked for XM400 series and up to 8 for XM600 series
- Internal Real Time Clock
- Superheat adaptive control (XM600)
- Integrated ON/OFF or stepper electronic expansion valve drive (XM600)
- Anti-sweat heater management through a "DEW POINT" (XM600)
- Virtual probe management (XM600)
- Evaporating fans speed management via PWM or 4÷20mA/0÷10V (XM600)
- XM668D and XM678D models certified by Alco to be used combined with EX4, EX5, EX6 valves
- Keyboard with direct access to the main functions (also with TOUCH interface)
- Hot Key or Prog Tool Kit connector for quick and easy programming
- Serial connection to monitoring systems
- 10VA max power absorption
- Display with red LED (13,2 mm high), (10,5mm and icons for CX format and WING TOUCH)

MULTIPLEXED CABINET APPLICATIONS with CONTROLLERS in K FORMAT



HOW to ORDER

XM200L

X M 2 4 4 L - A B C D O



For inox version and blue display please contact Dixell

A

B

C

D

Power supply

4 = 110Vac

5 = 230Vac

RTC

0 = No

1 = Yes

Buzzer

0 = No

1 = Yes

Measurement unit

C = °C

F = °F

XM400K

X M 4 K - A B C D E

A

B

C

D

E

Power supply

4 = 110Vac

5 = 230Vac

RTC

0 = No

1 = Yes

Housing

0 = Open board "OS"

1 = "GS" housing

Measurement unit

C = °C

F = °F

RS485 output

0 = No

1 = Yes

XM600D

X M 6 8 D - 2 B C D E

B

C

D

E

Inputs

N = NTC/4÷20mA

O = NTC/0÷5V

P = Pt1000/4÷20mA

Q = Pt1000/0÷5V

RTC

0 = No

1 = No

2 = Yes

3 = Yes

RS485

No

Yes

No

Yes

Measurement unit

C = °C/Bar

F = °F/PSI

Modulating output

0 = No

1 = No

2 = 4÷20mA/0÷10V

3 = 4÷20mA/0÷10V

4 = PWM

5 = PWM

Connections

Disconnectable + screw

Screw

Disconnectable + screw

Screw

Disconnectable + screw

Screw

XM600K

X M 6 K - A B C D E

A

B

C

D

E

Power supply

4 = 110Vac

5 = 230Vac

Inputs

N = NTC/4÷20mA

O = NTC/0÷5V

P = Pt1000/4÷20mA

Q = Pt1000/0÷5V

RTC

0 = No

1 = No

2 = Yes

3 = Yes

4 = No

5 = No

6 = Yes

7 = Yes

RS485

No

Yes

No

Yes

No

Yes

No

Yes

Housing

8 DIN Rail

8 DIN Rail

8 DIN Rail

8 DIN Rail

Open board

Open board

Open board

Open board

Measurement unit

C = °C/Bar

F = °F/PSI

Modulating output

0 = No

1 = No

2 = 4÷20mA/0÷10V

3 = 4÷20mA/0÷10V

4 = PWM

5 = PWM

Connections

Disconnectable + screw

Screw

Disconnectable + screw

Screw

Disconnectable + screw

Screw

T/V KEYBOARDS

4 0 - A 0 0 D 0



For inox version and blue display on T keyboard please contact Dixell

CX KEYBOARDS

C X 6 0 - A 0 0 N 0



For blue display please contact Dixell

A

D

Buzzer

0 = No

1 = Yes

Measurement unit

C = °C

F = °F

TOUCH KEYBOARDS

T 6 6 0 T - 1 0 0 D 0

TOUCH KEYBOARDS back-panel mounting

T 6 6 0 T - 1 0 0 D 0 - R

D

Display

N = Red

R = Blue

W = White



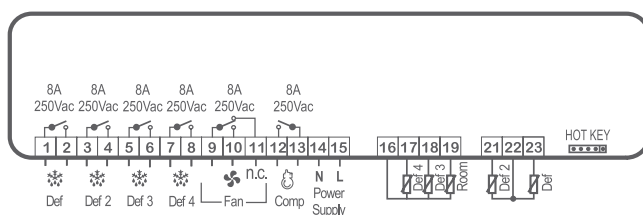
L: 38x185mm

XM244L

Digital controller in compact format for NT and LT ventilated applications with 4 defrost management

FEATURES	XM244L
Display: n° digits	± 3 d.p.
Keyboard: push buttons	5
Power supply	110, 230Vac
Probe inputs	
Thermostat	NTC
Defrost	NTC
Defrost 2	NTC
Defrost 3	NTC
Defrost 4	NTC
Relay outputs	
Compressor	8A
Defrost	8A
Defrost 2	8A
Defrost 3	8A
Defrost 4	8A
Fans	8A
Other	
Hot Key/Prog Tool Kit output	pres
Serial output	TTL
Buzzer	opt
Real time clock	opt

XM244L



CONTROLLERS for STATIC or VENTILATED MULTIPLEXED APPLICATIONS

XM400

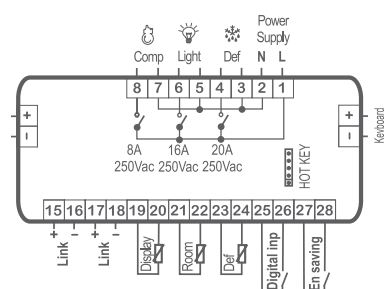
XM440K	Digital controller for NT and LT static applications
XM460K	Digital controller for NT and LT ventilated applications
XM470K	Digital controller for NT and LT ventilated applications with auxiliary output



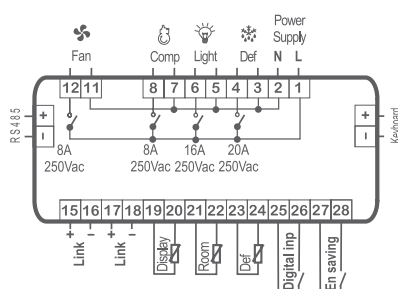
K: 0S/GS

FEATURES	XM440K	XM460K	XM470K
Display: n° digits	on keyboard ± 3 d.p.	on keyboard ± 3 d.p.	on keyboard ± 3 d.p.
Keyboard: push buttons	6 (on CX640, T640, V640)	6 (on CX640, T640, V640)	8 (on T840, V840)
Power supply	110, 230Vac	110, 230Vac	110, 230Vac
Probe inputs			
Thermostat	NTC	NTC	NTC
Defrost	NTC	NTC	NTC
Display	NTC	NTC	NTC
AUX			
Suction pressure			
Condensing pressure			
Digital inputs			
Start defrost, pressure switch, AUX, generic alarm, serious alarm mode, light, ON/OFF, holiday	config	config	config
Energy saving	pres	pres	pres
Relay outputs			
Compressor	8A	8A	8A
Defrost	20A	20A	20A
Fans		8A	8A
Light	16A	16A	16A
Alarm			
AUX			8A
Other			
Hot Key/Prog Tool Kit output	pres	pres	pres
Remote display output	X-REP	X-REP	X-REP
Serial output	TTL, RS485 opt	TTL, RS485 opt	TTL, RS485 opt
4÷20mA/0÷10V output			
PWM output			
Valve driver output			
Buzzer	on keyboard	on keyboard	on keyboard
Real time clock	opt	opt	opt
Connection kit			

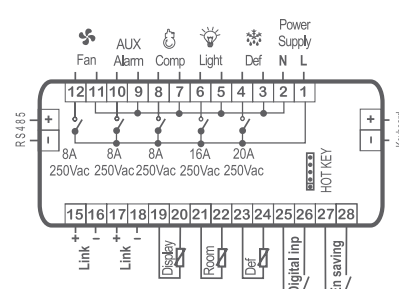
XM440K



XM460K



XM470K



XM600

CONTROLLERS for VENTILATED MULTIPLEXED APPLICATIONS with EEV MANAGEMENT

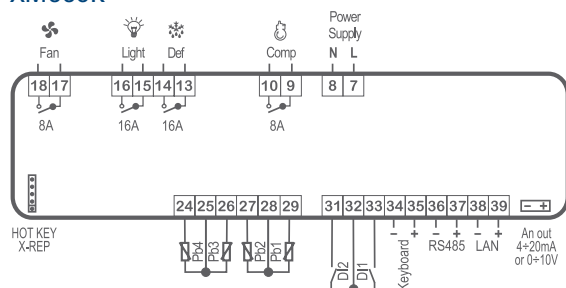


K: 0S/8 DIN Rail D: 8 DIN Rail

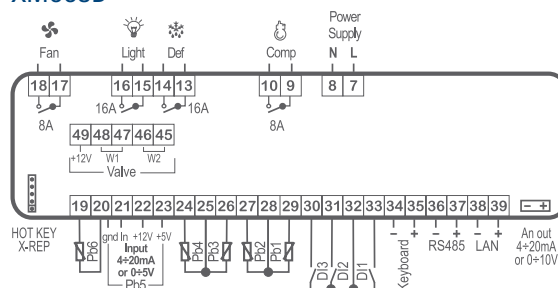
XM660K	Digital controller for NT and LT ventilated applications with high performance defrost
XM668D	Digital controller for NT and LT ventilated applications with high performance defrost and stepper electronic valve management
XM669K	Digital controller for NT and LT ventilated applications with high performance defrost and ON/OFF electronic valve management

FEATURES	XM660K	XM668D	XM669K
Display: n° digits Keyboard: push buttons Power supply	on keyboard ± 3 d.p. 6 (on CX660, T660T) 110, 230Vac	on keyboard ± 3 d.p. 6 (on CX660, T660T) 24Vac	on keyboard ± 3 d.p. 6 (on CX660, T660T) 110, 230Vac
Probe inputs			
Thermostat	NTC, Pt1000	NTC, Pt1000	NTC, Pt1000
Defrost	NTC, Pt1000	NTC, Pt1000	NTC, Pt1000
Display	NTC, Pt1000	NTC, Pt1000	NTC, Pt1000
AUX	NTC, Pt1000	NTC, Pt1000	NTC, Pt1000
Suction pressure		NTC, Pt1000, 4÷20mA, 0÷5V	NTC, Pt1000, 4÷20mA, 0÷5V
Condensing pressure		NTC, Pt1000	NTC, Pt1000
Digital inputs			
Start defrost, pressure switch, AUX, generic alarm, serious alarm mode, light, ON/OFF, holiday Energy saving	2 x config	3 x config	2 x config
Relay outputs			
Compressor/Valve	8A	8A	8A
Defrost	16A	16A	16A
Fans	8A	8A	8A
Light	16A	16A	16A
Alarm			
AUX			
Other			
Hot Key/Prog Tool Kit output	pres	pres	pres
Remote display output	X-REP	X-REP	X-REP
Serial output	RS485 opt	RS485 opt	RS485 opt
4÷20mA/0÷10V output	opt	opt	opt
PWM output	opt	opt	opt
Valve driver output		stepper	ON/OFF up to 30W
Buzzer	on keyboard	on keyboard	on keyboard
Real time clock	pres	pres	pres
Connection kit	XM-FC16	XM-FC26	XM-FC21

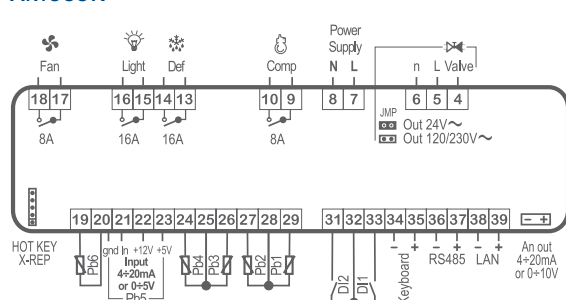
XM660K



XM668D



XM669K



CONTROLLERS for VENTILATED MULTIPLEXED APPLICATIONS with EEV MANAGEMENT

XM600

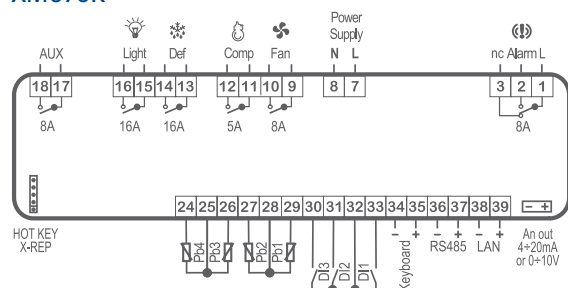
XM670K	Digital controller for NT and LT ventilated applications with high performance defrost and auxiliary and alarm outputs
XM678D	Digital controller for NT and LT ventilated applications with high performance defrost, stepper electronic valve management and auxiliary and alarm outputs
XM679K	Digital controller for NT and LT ventilated applications with high performance defrost, ON/OFF electronic valve management and auxiliary and alarm outputs



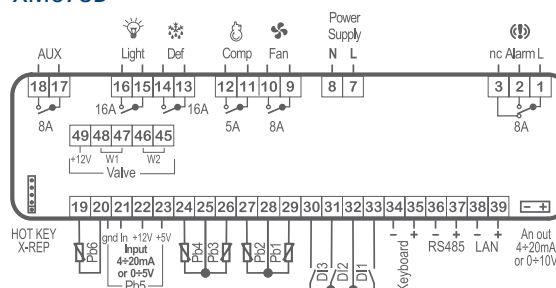
K: OS/8 DIN Rail D: 8 DIN Rail

FEATURES	XM670K	XM678D	XM679K
Display: n° digits	on keyboard ± 3 d.p.	on keyboard ± 3 d.p.	on keyboard ± 3 d.p.
Keyboard: push buttons	6 (on CX660, T660T)	6 (on CX660, T660T)	6 (on CX660, T660T)
Power supply	110, 230Vac	24Vac	110, 230Vac
Probe inputs			
Thermostat	NTC, Pt1000	NTC, Pt1000	NTC, Pt1000
Defrost	NTC, Pt1000	NTC, Pt1000	NTC, Pt1000
Display	NTC, Pt1000	NTC, Pt1000	NTC, Pt1000
AUX	NTC, Pt1000	NTC, Pt1000	NTC, Pt1000
Suction pressure		NTC, Pt1000, 4÷20mA, 0÷5V	NTC, Pt1000, 4÷20mA, 0÷5V
Condensing pressure		NTC, Pt1000	NTC, Pt1000
Digital inputs			
Start defrost, pressure switch, AUX, generic alarm, serious alarm mode, light, ON/OFF, holiday	3 x config	3 x config	3 x config
Energy saving			
Relay outputs			
Compressor/Valve	5A	5A	5A
Defrost	16A	16A	16A
Fans	8A	8A	8A
Light	16A	16A	16A
Alarm	8A	8A	8A
AUX	8A	8A	8A
Other			
Hot Key/Prog Tool Kit output	pres	pres	pres
Remote display output	X-REP	X-REP	X-REP
Serial output	RS485 opt	RS485 opt	RS485 opt
4÷20mA/0÷10V output	opt	opt	opt
PWM output	opt	opt	opt
Valve driver output		stepper	ON/OFF up to 30W
Buzzer	on keyboard	on keyboard	on keyboard
Real time clock	pres	pres	pres
Connection kit	XM-FC16	XM-FC26	XM-FC21

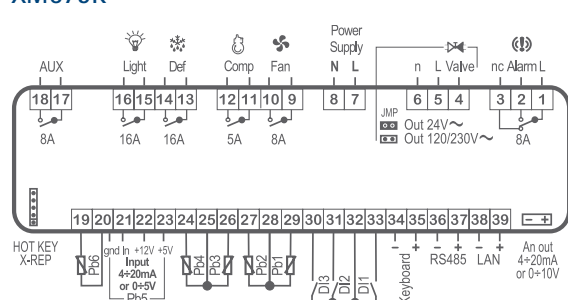
XM670K



XM678D



XM679K



XM400/600

KEYBOARDS for CONTROLLERS in K FORMAT



CX640	6 key keyboard (32x74mm) for XM400 controllers
T640	6 key keyboard (horizontal WING) for XM400 controllers
V640	6 key keyboard (vertical WING) for XM400 controllers
CX660	6 key keyboard (32x74mm) for XM600 controllers
T660T	6 key keyboard for XM600 controllers with TOUCH interface and red, white or blue display
T840	8 key keyboard (horizontal WING) for XM400 controllers
V840	8 key keyboard (vertical WING) for XM400 controllers


FEATURES	CX640	T640	V640	CX660	T660T	T840	V840
Display: n° digits	± 3 d.p.	± 3 d.p.	± 3 d.p.	± 3 d.p.	± 3 d.p.	± 3 d.p.	± 3 d.p.
Keyboard: push buttons	6	6	6	6	6	8	8
Power supply	from controller	from controller	from controller	from controller	from controller	from controller	from controller
Slave module	XM440K XM460K	XM440K XM460K	XM440K XM460K	XM660K XM668D XM669K XM670K XM678D XM679K	XM660K XM668D XM669K XM670K XM678D XM679K	XM470K	XM470K
Buzzer	opt	opt	opt	opt	pres	opt	opt

CX and TOUCH keyboards are provided with a wide display with integrated icons of real time situation and of measurement unit, for clear and continuous monitoring.



The POWER MODULES in K FORMAT are AVAILABLE in 3 DIFFERENT VERSIONS

OS: open board for XM400 and XM600



GS: standard plastic case for XM400



8 DIN Rail: with plastic housing for XM600



ACCESSORIES

XM-RTC

Real time clock standard board for XM400



XM-FC16

Female connector kit 16 pins for XM660K and XM670K

XM-FC21

Female connector kit 21 pins for XM669K and XM679K

XM-FC26

Female connector kit 26 pins for XM668D and XM678D

